

TOTO®

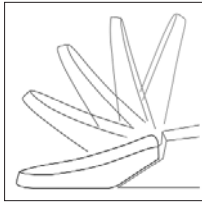


washlet®  
S400

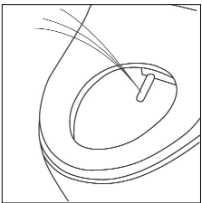
**Features:**

- Auto Flush
- Auto Lid Open / Close
- Gentle Aerated Warm Water
- Warm Air Dryer
- Automatic Air Deodorizer
- Heated Seat with Temperature Control
- Self Cleaning Dual Action Spray
- Remote Control With Large LCD Panel
- SoftClose Seat

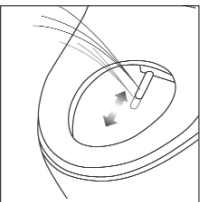
# SW563 / SW564 Washlet® S400



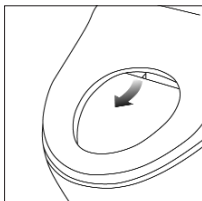
Auto open/close lid.  
Activated by sensors or  
remote control.



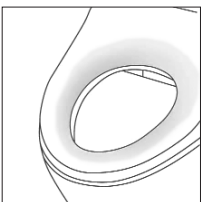
Front and rear cleanse.



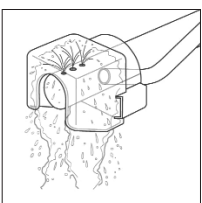
Oscillating cleanse



Air dryer



Heated seat



Self-cleaning nozzle

## Product Features

- Auto Flush activated by sensors or the simple touch of a button
- Automatic Open / Close Lid Activated by Sensors, or the Simple Touch of a Button on the Remote Control
- Gentle Aerated Warm Water
  - Front and Rear Washing
  - Massage Feature with Cycling Motion
- Warm Air Drying with Variable Three-Temperature Setting
- Automatic Air Deodorizer
- Heated Seat with Temperature Control
- Convenient Wireless Remote Control with Large LCD Panel
- Docking Station for Easy Cleaning & Installation
- Clean look featuring hidden cord design
- Reinforced base plate for enhanced durability

For those seeking the ultimate in pampering. A convenient remote control allows you to adjust seat and water temperature and pressure. With a soothing cycling action, the massage feature alternates between front and rear washing for maximum comfort and cleansing.

The Washlet S400 allows you to immerse yourself in total relaxation and bathroom pleasure.

Available in three stylish colors:

- #01 Cotton,
- #11 Colonial White
- #12 Sedona Beige

Available Trip Lever Finishes:

*Polished Chrome*

### NOTE:

**THIS WASHLET WILL ONLY WORK IN CONJUNCTION  
WITH SPECIFIC TOTO USA, INC. TOILETS.**

# washlet®

### Product Configurations



**1. The Washlet S400 will be sold as a kit to fit with existing homeowner china product as noted below\*:**

#### **IMPORTANT NOTICE**

Prior to order and installation of Washlet® S400:

Please contact your TOTO U.S.A., Inc. Wholesaler / Distributor or TOTO U.S.A., Inc. Technical Support (1-888-295-8134) to request item number **THU9180** (Washlet® S400 flush mechanism tester)

**THU9180** is a small device that is used to confirm that the auto flush lever will clear the fill valve on approved toilets\* that were purchased without the TOTO U.S.A., Inc. Pre-Installed auto flush mechanism.

- **SW563T694#XX (1)**  
Includes SW563 (Round Washlet) with THU694#CP (auto-flush trip lever) for Power Gravity® toilet
- **SW564T694#XX (2)**  
Includes SW564 (Elongated Washlet) with THU694#CP (auto-flush trip lever) for Power Gravity toilet
- **SW563T695#XX (3)**  
Includes SW563 (Round Washlet) with THU695#CP (auto-flush trip lever) for G-Max® toilet
- **SW564T695#XX (4)**  
Includes SW564 (Elongated Washlet) with THU695#CP (auto-flush trip lever) for G-Max toilet

**2. The Washlet S400 will be sold in combination (ONLY in #01) with specific 1-piece china product.**

The Washlet Auto-Flush Function **only** will be **pre-installed** at TOTO U.S.A. and the customer will receive 1 large exterior box which will contain both the toilet and a separately packaged washlet.

- **MW874564SGA**  
Includes CST874SG (Carlyle Elongated Toilet SanaGloss® Toilet with auto flush lever) and SW564 (Elongated Washlet)
- **MW854564SA**  
Includes CST854S (Ultramax Elongated Toilet with auto flush lever) and SW564 (Elongated Washlet)
- **MW854564SLA**  
Includes CST854SL (Ultramax Elongated ADA Toilet with auto flush lever) and SW564 (Elongated Washlet)

**3. The Washlet S400 will be sold in combination (ONLY in #01) with specific 2-piece china product.**

The Washlet Auto-Flush Function **only** will be **pre-installed** at TOTO U.S.A. and the customer will receive 3 separate boxes which will contain the toilet bowl, tank and a washlet.

- **MW743563SA**  
Includes C743S & ST743SA (Drake Round Bowl & Tank with auto flush lever) and SW563 (Round Washlet)
- **MW744564SA**  
Includes C744S & ST743SA (Drake Elongated Bowl & Tank with auto flush lever) and SW564 (Elongated Washlet)
- **MW744564SGA**  
Includes C744SG & ST743SA (Drake SanaGloss Elongated Bowl & Tank with auto flush lever) and SW564 (Elongated Washlet)
- **MW744564SLA**  
Includes C744SL & ST743SA (Drake ADA Elongated Bowl & Tank with auto flush lever) and SW564 (Elongated Washlet)

#### **\* Note: Approved TOTO Toilet models for the Washlet® S400:**



##### One Piece:

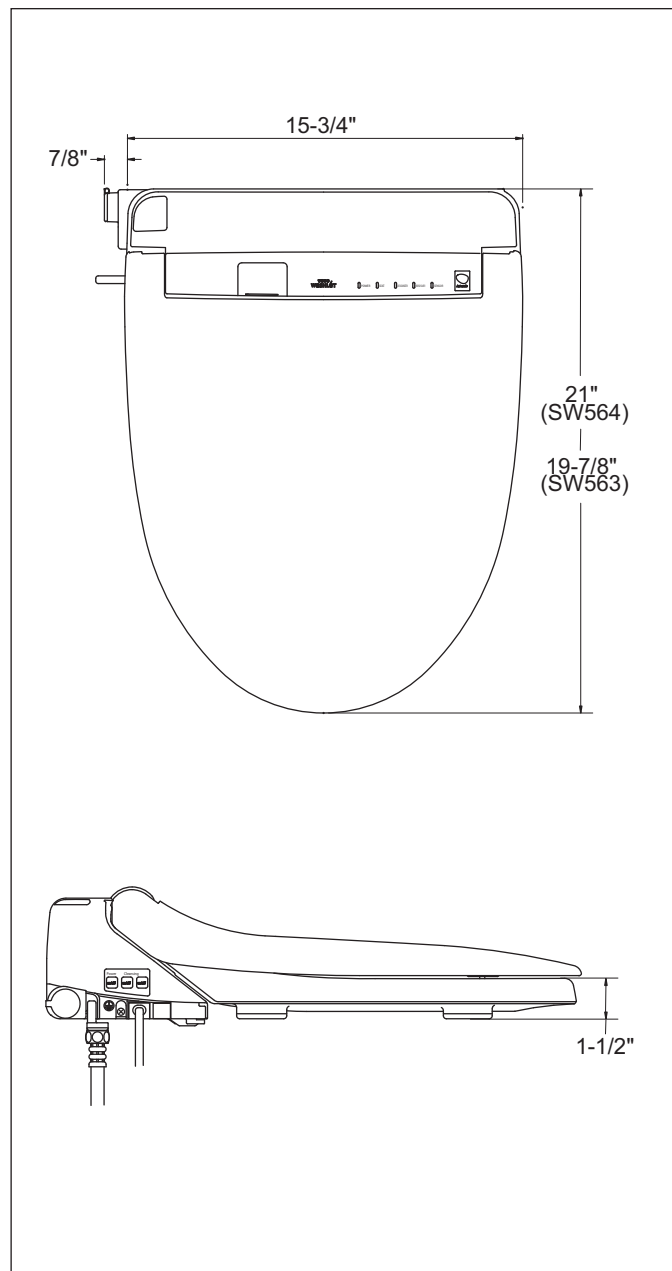
- (1) MS853113
- (2) MS854114
- (3) MS853113S
- (4) MS854114S(G)(L)
- (4) MS874114S(G)

##### Two Piece:

- (3) CST743S
- (4) CST744S(G)(L)
- (4) CST754SF
- (4) CST756SF
- (4) CST764S(G)
- (4) CST794SF

# SW563 / SW564 Washlet® S400

<b>Power Rating</b>	120V AC, 60 Hz.1277W
<b>Power Cord</b>	Maximum length: 3 ft.
<b>Water Feature</b>	Adjustable Water Flow Rate Rear washing: from 9 to 14.5 oz/min. Soft washing: from 9 to 14.5 oz/min. Front washing: from 9.5 to 14.5 oz/min.  Temperature of Washing Spray Minimum: 86° F/30° C Maximum: 104° F/40° C  Safety Features: Temperature fuse, temperature overheating prevention device, overheating prevention float button  Flow-Up-Stream Prevention: Vacuum breaker, non-return valve
<b>Drying Feature</b>	Air Temperature: High: About 140°F/60°C Medium: About 122°F/40°C Low: About 104°F/40°C  Capacity of Air: 10.5 ft³/min  Safety Feature: Temperature Fuse
<b>Seat Warming Feature</b>	Surface Temperature: Minimum: 81° F/27° C Maximum: 97° F/36° C  Seat Heater Capacity: 50W Safety Feature: Thermal fuse
<b>Deodorizing Feature</b>	Method: O <sub>2</sub> Deodorizer
<b>Water Supply Pressure</b>	Minimum: 20 psi Maximum: 80 psi
<b>Ambient Temperature</b>	32°F/0°C to 96°F/35°C
<b>Weight</b>	Net: 11.5 lbs.
<b>Product Dimensions</b>	15-3/4" W x 21" D x 5-1/8" H (Elongated) (400 x 532 x 131mm)  15-3/4" W x 19-7/8" D x 5-1/8" H (Round) (400 x 502 x 131mm)
<b>Listings/Approval</b>	  And others.



SW563 / SW564 - Washlet S400

**NOTE:**

*THIS WASHLET WILL ONLY WORK IN CONJUNCTION WITH SPECIFIC TOTO USA, INC. TOILETS.*

*These dimensions and specifications are subject to change without notice.*



TOTO® U.S.A., INC. • 1155 Southern Road, Morrow, GA 30260

Tel. (888) 295-8134 • Fax. (800) 699-4889 • www.totousa.com

Printed in U.S.A. © TOTO® LTD. 10/06 #D50355

Printed on recycled paper 